


art. A145  
H 180 L 40 cm

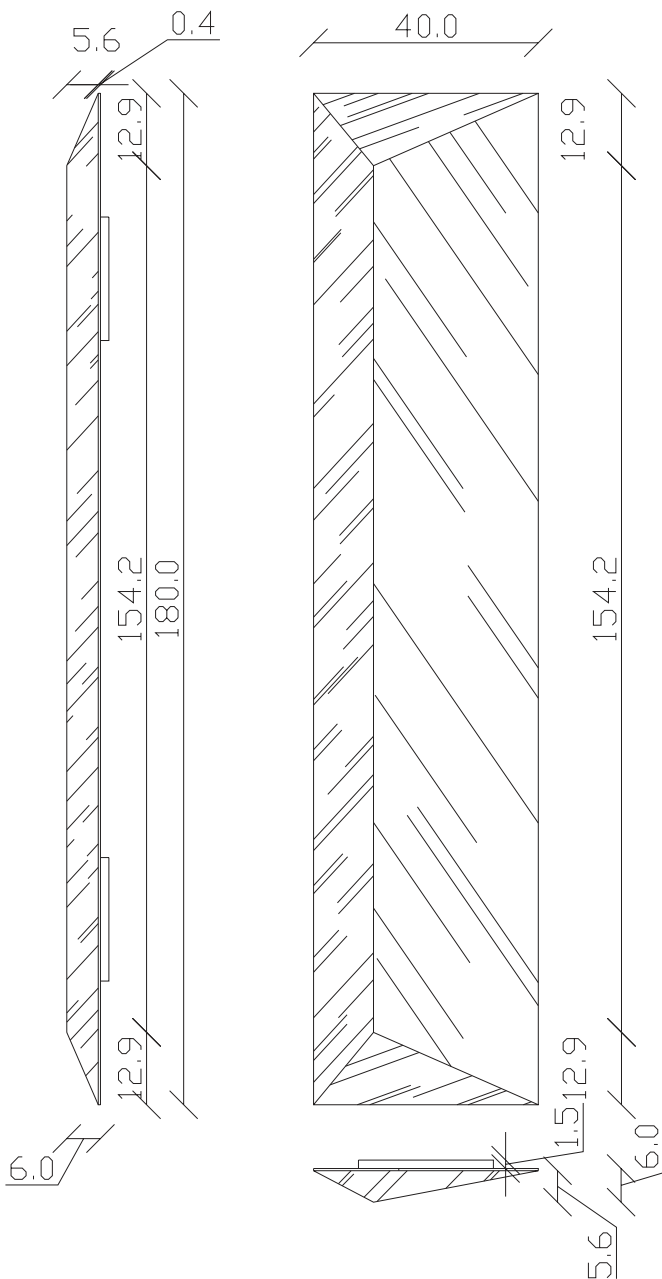
FISSAGGIO SPECCHIO  
AL MURO VERTICALE  
Fastening of the mirror to  
the wall vertically



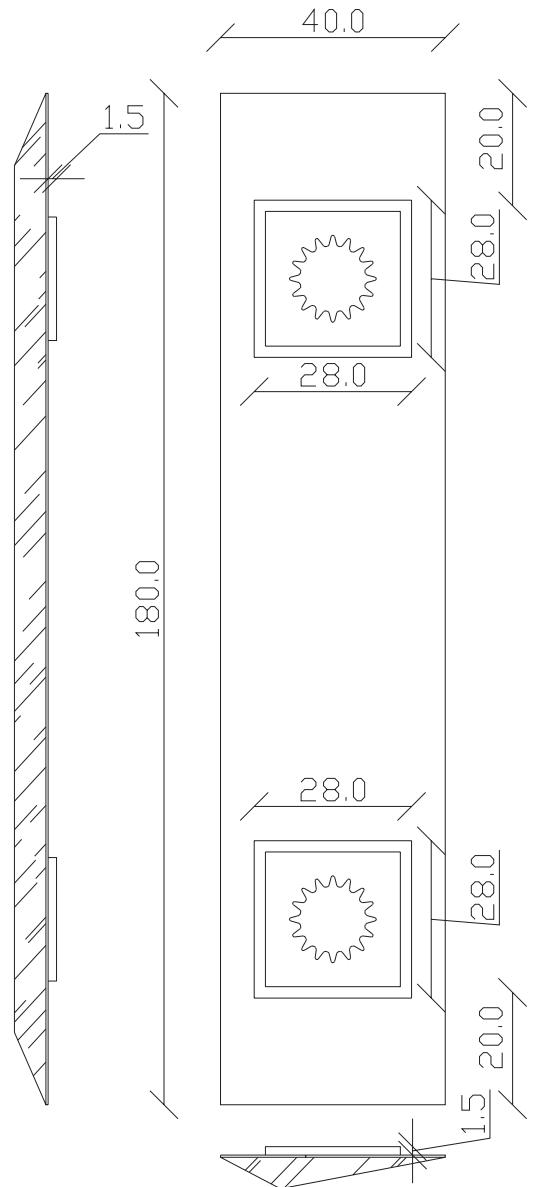
PER AVERE STABILITA' NEL MONTAGGIO  
DELLO SPECCHIO, E' CONSIGLIABILE  
FISSARE I TASSELLI IN DOTAZIONE COME DA  
FIGURA.

In order to get stability in the assembly of the  
mirror, it is recommended to secure the fischer  
plugs as shown in the picture.

SPECCHIO VISTA FRONTALE  
front view mirror




SPECCHIO VISTA RETRO  
rear view mirror



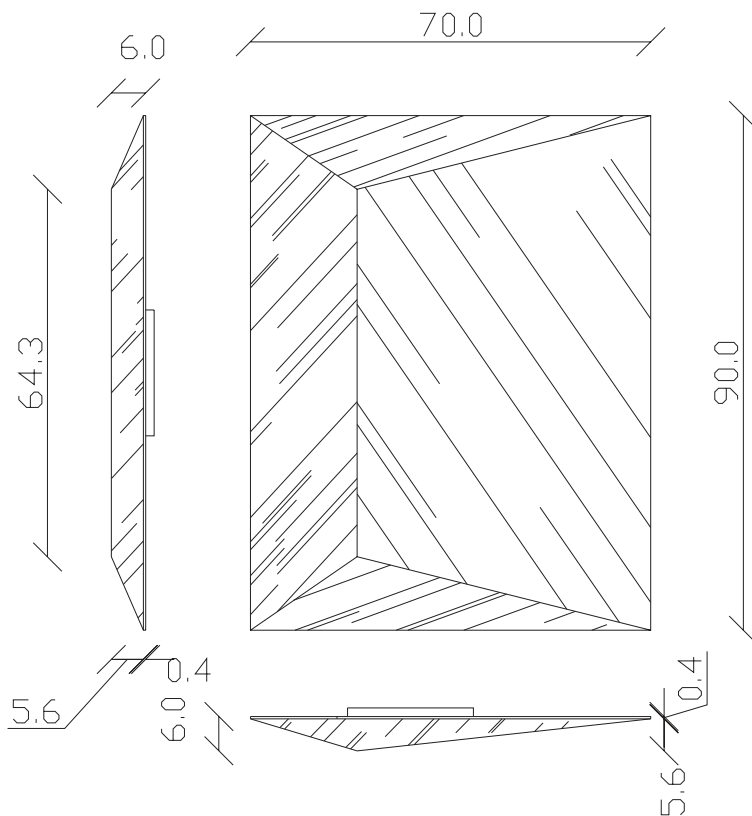
art. A144  
H 70 L 90 cm

FISSAGGIO SPECCHIO  
AL MURO VERTICALE  
Fastening of the mirror to  
the wall vertically



PER AVERE STABILITA' NEL MONTAGGIO  
DELLO SPECCHIO, E' CONSIGLIABILE FISSARE  
I TASSELLI IN DOTAZIONE COME DA FIGURA.  
In order to get stability in the assembly of the  
mirror, it is recommended to secure the fischer  
plugs as shown in the picture.

SPECCHIO VISTA FRONTALE  
front view mirror



SPECCHIO VISTA RETRO  
rear view mirror

